



GI-HRL High Bay Linear Aisle Light

Type: _____
 Project: _____
 Catalog#: _____

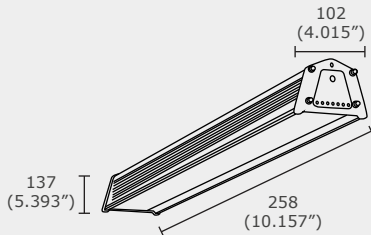
Main Features

- Designed for lighting between aisles in warehouses
- Consistent light uniformity
- Multiple beam angle options
- Multiple units can be joined together
- Suspension or surface mount
- Low maintenance

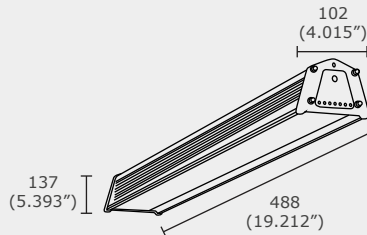


Technical Information

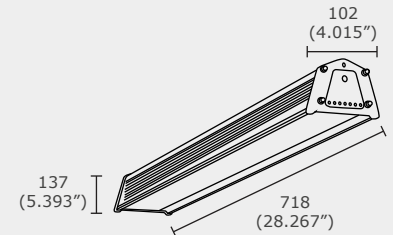
GI-HRL



GI-30HRL



GI-60HRL



GI-90HRL

*All units in mm

Specification Features

Model	GI-30HRL	GI-60HRL	GI-90HRL
Lumen Output	3300 lm	6600 lm	10000 lm
Power Consumption (W)	30 W	60 W	90 W
Efficacy	110 lm/W	110 lm/W	111 lm/W
Input Voltage	120-277V AC	120-277V AC	120-277V AC
Colour Temperature (CCT)	4000K, 5000K	4000K, 5000K	4000K, 5000K
CRI	Ra 80	Ra 80	Ra 80
Dimensions	258 x 137 x 102 mm	488 x 137 x 102 mm	718 x 137 x 102 mm
Beam Angle	30° x 70°, 60° x 90°, 120°	30° x 70°, 60° x 90°, 120°	30° x 70°, 60° x 90°, 120°
IP Rating	65	65	65
LED Quantity	28	28	28
Certification	cULus, CE, RoHS, DLC	cULus, CE, RoHS, DLC	cULus, CE, RoHS, DLC
Warranty	5 Years	5 Years	5 Years

Order form

Series		Model		Wattage		Colour Temperature		Beam Angle		Beam Angle							
GD	GD	HRL	HRL	30	30 W	90	90 W	40	4000K	SM	30° x 70°	PM	120°	1D	1-10V Dimming	DF	Step Dimming Sensor
				60	60 W			50	5000K	HM	60° x 90°			OS	Occupancy Sensor	RF	Surface Mounting Bracket