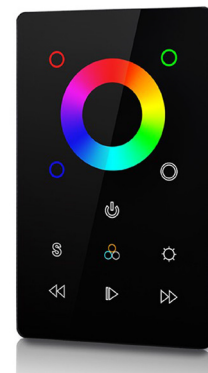




GC-2811PWM-US
1 Zone DMX512 RGBW Master

Type: _____
Project: _____
Catalog#: _____



Main Features

- 1 zone
- Glass interface (White / Black)
- Touch sensitive
- Save colors and mode function
- Suitable for USA market



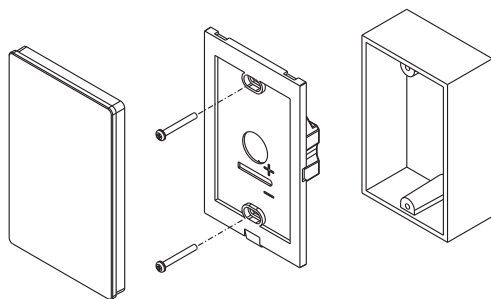
Safety & Warnings

- 1 The product must be installed and serviced by qualified personnel.
- 2 IP20. Avoid direct sunlight and rain. When installed outdoors, please ensure it is mounted in a waterproof enclosure.
- 3 Always be sure to mount this unit in an area with proper ventilation to avoid overheating.
- 4 Please check that output voltage(s) of any LED power supplies used complies with the working voltage of the product.
- 5 Never connect any cables while power is on and always ensure correct connections to avoid short circuits before turning on.
- 6 Please ensure that the cable is secured tightly in the connector.
- 7 For update information please consult your supplier.

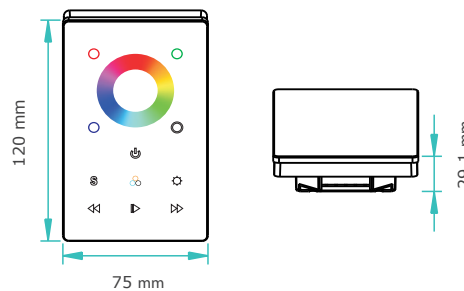
Specification Features

Model	GC-2811PWM-US
Input Voltage	12-24V DC
Output	DMX512 Signal
Size	120 x 75 x 29.1 mm

Installation

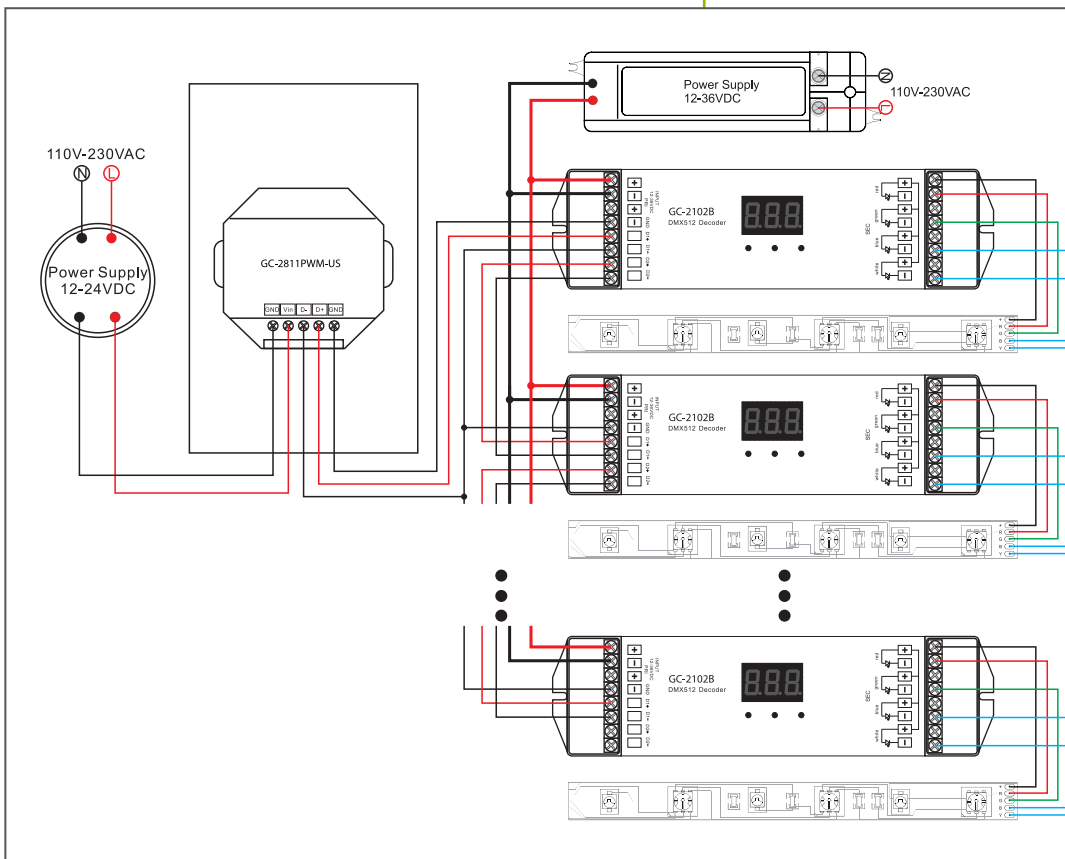


Product Size





Wiring Diagram



Operation

▶ Play & Pause Button

- Comes with 1 built-in mode. Pressing ▶ button will run default program.





⊙ Brightness Button ⏪ Slow down ⏩ Speed up

Ⓢ Save colours from mode or save colour from colour wheel

- In "S" button, 3 colours "R/ G/ B" are saved as default. Users can personalize and replace the 3 "R/G/B" colors.
- When the ▶ button is pressed, default mode runs, to save another mode while playing, press and hold the "S" button for 5 seconds until connected lighting flashes. Mode saved successfully.
- When the 🌈 colour wheel is pressed, coordinating colour is displayed. To save the colour, press and hold the "S" button for 5 seconds until the connected lighting flashes. Colour saved successfully.



Operation

-  **For Warm white, Natural white, and Cool white changing.** (Utilizes RGB color mixing)
-  **Touching Wheels**
-  **Switch On/Off**
 - Long press returns to default setting.
-  Short press switches on and off for each channel. 1st long press increases brightness, 2nd long press decreases brightness.

At the corner of the panel there is a signal light, Blue means On, Red means Off.

Please set the connected DMX Decoders' address to be 001 only.

Warranty Agreement

- 1 We provide lifelong technical assistance with this product:**
 - 5-year warranty. Every product has a date printed for warranty expiration (ie. 1125 means year 2011, week 25). The warranty is for free repair or replacement and covers manufacturing faults only.
 - For faults beyond the 5-year warranty, we reserve the right to charge for labour and parts.
- 2 Limited Warranty**
 - Any defects caused by incorrect or inappropriate operation.
 - Any damages caused by unauthorized removal, maintenance, modifying, incorrect connection and replacement of chips.
 - Any damages due to transportation, vibration etc. after purchase.
 - Any damages caused by earthquake, fire, lightning, pollution and abnormal voltage.
 - Any damages caused by negligence, including storing in high temperatures, humidity or proximity to harmful chemicals.
 - Product has been updated.
- 3 Repair or replacement as provided under this warranty is the exclusive remedy to the customer.**